


HARIGANGA MACHINERIES & ENGINEERING SERVICES LIMITED (SRCIP CODE - 18096)
 UNAUDITED FINANCIAL RESULTS FOR THE QUARTER ENDED 31st December 2014

Particulars	3 months ended 31/12/2014	Preceding 3 months ended 30/09/2014	Corresponding 3 months ended in the Previous year 31/12/2013	Year to date figures for current period ended 31/12/2014	Year to date figures for the previous year ended 31/12/2013	(Rs. In lacs)
						Previous accounting year ended 31/03/2014
(Refer Notes Below)	(Unaudited)	(Unaudited)	(Unaudited)	(Unaudited)	(Unaudited)	(Audited)
1 Income from Operations						
(a) Net sales/income from operation (Net of excise duty)	5.31	1.45	-	8.12	-	4.82
(b) Other operating income	-	-	-	-	-	-
Total income from operations (net)	5.31	1.45	-	8.12	-	4.82
2 Expenses						
(a) Cost of materials consumed	-	-	-	-	-	-
(b) Purchase of stock-in-trade	-	0.84	-	1.59	-	2.35
© Changes in inventories of finished goods, work-in-progress and stock-in-trade	-	-	-	-	-	-
(d) Employee benefits expense	1.35	-	-	1.35	-	-
(e) Depreciation and amortisation expense	-	-	-	-	-	-
(f) Other expenses (Any item exceeding 10% of the total expenses relating to continuing operations to be shown separately)	1.62	0.12	-	1.89	-	0.24
Total expenses	2.97	0.96	-	4.83	-	2.59
3 Profit/(Loss) from operations before other income, finance costs and exceptional items (1-2)	2.34	0.49	-	3.29	-	2.23
4 other income	-	-	-	-	-	-
5 Profit/ (Loss) from ordinary activities before finance costs and exceptional (3+/-)4	2.34	0.49	-	3.29	-	2.23
6 Interest	-	-	-	-	-	-
7 Profit / (Loss) from ordinary activities after finance costs but before exceptional items (5(+/-)6)	2.34	0.49	-	3.29	-	2.23
8 Exceptional items	-	-	-	-	-	(0.27)
9 Profit / (Loss) from ordinary activities before tax (7(+/-)8)	2.34	0.49	-	3.29	-	2.50
10 Tax expense	-	-	-	-	-	0.45
11 Net Profit / (Loss) from ordinary activities after tax (9(+/-)10)	2.34	0.49	-	3.29	-	2.05
12 Extraordinary items (net of expense Rs. _____ Lakhs)	-	-	-	-	-	-
13 Net Profit / (Loss) for the period (11(+/-)12)	2.34	0.49	-	3.29	-	2.05
14 Share of profit / (Loss) of associates*	-	-	-	-	-	-
15 Minority interest*	-	-	-	-	-	-
16 Net Profit / (Loss) after taxes, minority interest and share of profit / loss of associates (13(+/-)14(+/-)15)*	2.34	0.49	-	3.29	-	2.05
17 Paid-up equity share capital (Face Value of the Share shall be indicated)	469.25	50.00	50.00	469.25	50.00	50.00
	F.V. 10/-	F.V. 10/-	F.V. 10/-	F.V. 10/-	F.V. 10/-	F.V. 10/-
18 Reserve excluding Revaluation Reserves as per balance sheet of previous accounting year						
19 i Earnings per share (before extraordinary items) (of Rs. ____/- each) (not annualised):						
(a) Basic	0	0	-	0	-	0
(b) Diluted	0	0	-	0	-	0
19 ii Earnings per share (after extraordinary items) (of Rs. ____/- each) (not annualised):						
(a) Basic	0	0	-	0	-	0
(b) Diluted	0	0	-	0	-	0
see accompanying note to the financial results						


* Applicable in the case of consolidated results

Note: The classification / disclosure of items in the financial results shall be in accordance with the Revised Schedule VI of the Companies Act, 1956/Schedule III of the Companies Act, 2013.

Further to the above, profit/loss from discontinuing operations, if any, included in the above shall be disclosed with details thereof.



Particulars		3 months ended 31/12/2014	Preceding 3 months ended 30/09/2014	Corresponding 3 months ended in the Previous year 31/12/2013	Year to date figures for current period ended 31/12/2014	Year to date figures for the previous year ended 31/12/2013	Previous accounting year ended 31/03/2014
A	PARTICULARS OF SHAREHOLDING						
1	Public shareholding						
	Number of shares	45,47,300	3,54,800	3,54,800	45,47,300	3,54,800	3,54,800
	Percentage of shareholding	96.91%	70.96%	70.96%	96.91%	70.96%	70.96%
2	Promoters and Promoter Group Shareholding **						
a)	Pledged / Encumbered	NIL	NIL	NIL	NIL	NIL	NIL
	Number of shares						
	Percentage of shares (as a % of the total shareholding of promoter and promoter group)	N.A	N.A	N.A	N.A	N.A	N.A
	Percentage of shares (as a % of the total share capital of the company)	N.A	N.A	N.A	N.A	N.A	N.A
b)	Non-encumbered	1,45,200	1,45,200	1,45,200	1,45,200	1,45,200	1,45,200
	Percentage of shares (as a % of the total shareholding of promoter and promoter group)	100%	100%	100%	100%	100%	100%
	Percentage of shares (as a % of the total share capital of the company)	3.09%	29.04%	29.04%	3.09%	29.04%	29.04%
	Particulars	3 months ended (31/12/2014)					
B	INVESTOR COMPLAINTS						
	Pending at the beginning of the quarter	0					
	Received during the quarter	0					
	Disposed of during the quarter	0					
	Remaining unresolved at the end of the quarter	0					
	1. The above results have been reviewed by the Audit Committee and approved by the Board of Directors at their meeting held on 14th FEB, 2015.						
	2. The Statutory Auditors have carried out a "Limited Review" of the financial results for the quarter ended 31st December ,2014						
	3. Figures pertaining to previous year/ year have been re-grouped, re-classified and restated wherever found necessary.						
	4. EPS for quarter ended is on non annualised basis.						
	5. The Company is dealing into one segment.						
	For and on behalf of the Board of HARIGANGA MACHINERIES & ENGINEERING SERVICES LIMITED						
	PLACE : Nagpur						
	DATE : 14.02.2015						





Annexure V to Clause 41

To,
The Board of Directors
HARIGANGA MACHINERIES & SERVICES LIMITED.
Nagpur – 440 008

Limited Review Report for the Quarter ended 31st December, 2014


We have reviewed the accompanying statement of Unaudited Financial Results of **HARIGANGA MACHINERIES & SERVICES LIMITED for the quarter ended December, 2014** except for the disclosures regarding 'Public Shareholding' and 'Promoter' and 'Promoter Group Shareholding' which have been traced from disclosure made by the Management and have not been audited by us. This statement is the responsibility of the Company's Management and has been approved by the Board of Directors at their meeting held on 14th February, 2015. Our responsibility is to express conclusion on interim financial information based on our review.

We conducted our review in accordance with the Standard on Review Engagement (SRE) 2400, "Engagements to Review Financial Statements", issued by the Institute of Chartered Accountants of India. This Standard requires that we plan and perform the review to obtain moderate assurance as to whether the financial statement is free of material misstatement. A review is limited primarily to inquiries of company personnel and analytical procedures applied to financial data and thus provide less assurance than an audit. We have not performed an audit and accordingly; we do not express an audit opinion.

Based on our review conducted as above, nothing has come to our attention that causes us to believe that the accompanying statement of unaudited financial results prepared in accordance with applicable accounting standards and other recognized accounting practices and policies has not disclosed the information required to be disclosed in terms of Clause 41 of the Listing Agreement including the manner in which it is to be disclosed, or that it contains any material misstatement.

For Arpan Chudgar & Associates,
Chartered Accountants
FRN: 133877W

Arpan Chudgar
CA. Arpan Chudgar
Proprietor
M. No. 131876



Date: 14th February, 2015
Place: Ahmedabad